

A large, stylized yellow silhouette of a raptor in flight, positioned to the left of the main title.


Create a Conservation Zine

**Art & Science Lesson
from Cascades Raptor Center**



What is a Zine??

A "zine" is a mini-magazine that you can make out of just one piece of paper! You can fill it with interesting information and stories, make copies, and give them away so more people can see your art and learn! There are even conventions where people trade zines.



Examples of Zines



First things first...

What are we making our zines about? Today we are going to be learning about conservation issues facing raptors (birds of prey). We will plan out each page of our zine before getting started on creating.

**Birds of prey (raptors)
are predators who hunt
other animals using
their feet.**



LOOK AT THOSE TALONS!

RAPTORS INCLUDE:

- **Hawks**
- **Falcons**
- **Eagles**
- **Owls**
- **Vultures**
- **Harriers**
- **Kites**
- **Osprey**



What are the ways raptors get hurt in the wild?

AND WHAT CAN WE DO TO HELP?

Each of these symbols represent an issue that raptors face in the wild. Can you guess what each of them represents?


1



2




3



4



5



1



What can we do to help?

Be cautious when cutting trees or trimming bushes on your property.

If you find a nestling, call a rehabilitation center - the number one goal is to renest them with their wild parents - humans do not make good bird parents.

NESTLINGS OFTEN
FALL FROM NESTS,
NESTS FALL OR NEST
TREES ARE CUT DOWN.

2

All kinds of poisons are used in homes and lawns. None of them are good for animals, including people.


For example, rodenticides are meant to kill mice - those mice are eaten by raptors and fed to their babies. This leads to the death of many raptors.

What can we do to help?

Avoid using poison in your home and yard, instead try using natural alternatives!



3



**Window strikes -
raptors and other birds
may fly into windows
that reflect the outside
sky and plants.**

**What can we
do to help?**

**Install screens or outside
shades to your windows.**

**You can also place decals
(stickers) or paint on your
windows so birds can see
that the window is there.**

4

Hit by vehicles - This is one of the most common reasons why birds are admitted to rehabilitation hospitals.

Often birds are feeding on roadkill when they are hit by cars. Birds can also be hit while flying across a road.



What can we do to help?

Watch for raptors feeding on carrion near roadways, be careful and slow down as you would for a house pet.

5

Domestic Cats

Cats still retain the instinct to hunt, no matter how well-fed they are. Many bird species are impacted negatively by outdoor domestic cat populations, including small owls and other raptors.

What can we do to help?

Keep pet cats indoors, build a catio or screened porch so your cats can still be outside without hurting wildlife.

This also keeps cats safe!

There is limited research on the effectiveness of bells, etc.

No conclusive evidence that they help.



You might be thinking...

Wait a second..?!

I don't decide what household products my family uses!

I don't drive!

I can't control my cat!

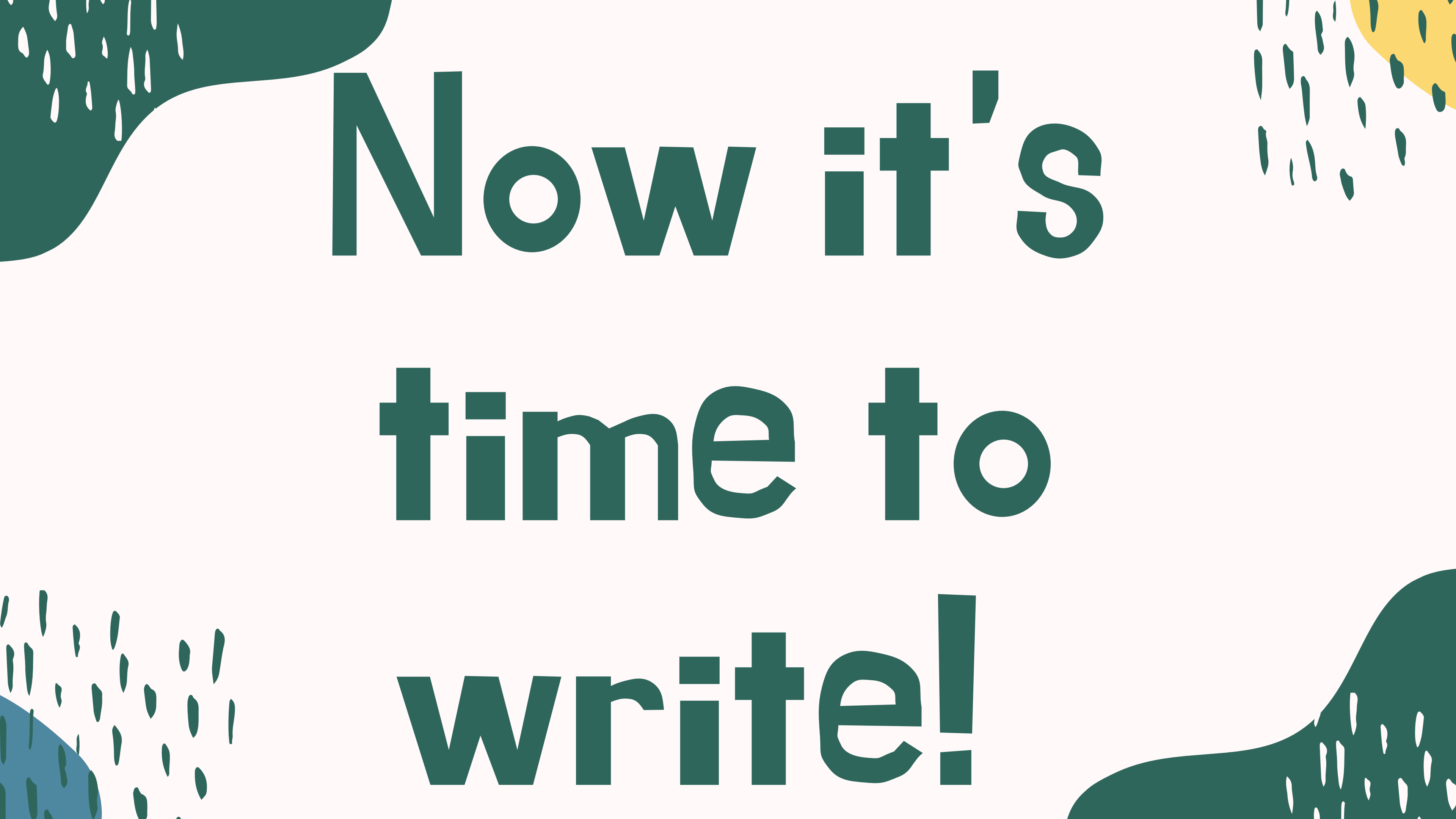
Will the adults in my household even let me put stickers on the windows??

And...

**That's why we're making these
zines! This way, you can share
the information with people who
do make those choices.**



**Plus, remember, someday
you will be that person (if
you aren't already)!**

The background features stylized raindrops and clouds in dark green and yellow. The raindrops are represented by vertical lines of varying lengths, and the clouds are depicted as soft, rounded shapes. The text is centered and reads:

Now it's
time to
write!

**1. Choose one of
the previous 5
topics: Nests
falling, poisons,
window strikes,
car strikes,
domestic cats.**



**You'll have 8 pages to
tell your story!**

Use this format to frame your story

& write your rough draft

1

Title Page

2

Introduce your raptor species. Who are they, where do they live? Use the internet as a resource!

3

Introduce the issue. Have your raptor interact with an issue. (Is it a near miss? Does the bird need to be taken to a wildlife hospital?)

4

What happens just after the incident? Is the bird injured, is it stressed? What is the impact?

8

Back Cover & Signature

5


Introduce the solution!
Draw or describe humans changing the situation for the better based on the "what can we do to help?" section of your topic

6

Show the same scene from page 3, this time with no negative interaction. Demonstrate how humans can positively contribute to solutions!

7

This time what is the impact on the bird? Is there any? How about the people, do they feel differently than they did on page 4?



Need more info?

Learn more about raptors & what to do
if you find an injured raptor here at
Cascades Raptor Center's website!

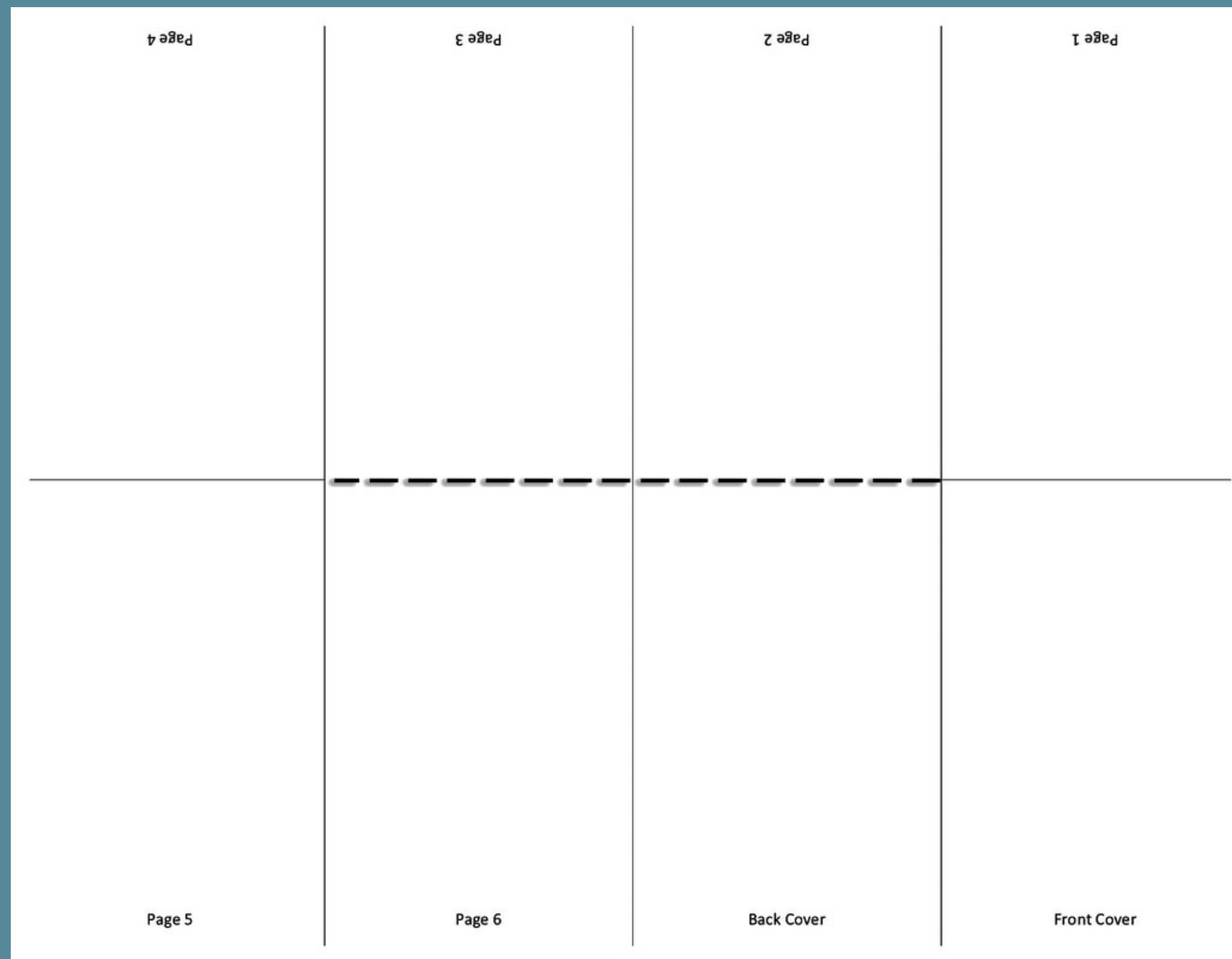


<https://cascadesraptorcenter.org/wildlife-emergency/>

Now... for the
folding! Watch
this short video
on how to fold
your paper.



When you have folded your paper into zine-shape, number your pages (and which way they face) before unfolding & drawing. You can also use the guide on the next slide.



**Notice how page 1-4 face
this way**


**And BOTH covers face this
way, plus page 5 & 6**



NOW IT'S TIME TO CREATE!

Use your rough draft to draw & write out your zine. Remember our goals:

- Inform your reader about a human-impact issue that raptors face in the wild
- Tell your audience what they can do to help! Give them some action take-aways
- Have fun, be creative! Include some art and make it your own!



Take pictures of your creations and
send them to Cascades Raptor Center
- we would love to see your work!



info@cascadesraptorcenter.org
#cascadesraptorcenter

Thank you for helping spread the word about
Raptor Conservation!
We appreciate your help!